

51 mm (2") photomultiplier

9216KB series data sheet

1 description

The 9216KB is a compact 51mm (2") diameter, end window photomultiplier with blue-green sensitive bialkali photocathode and 10 high gain, high stability, SbCs dynodes of linear focused design for good linearity and timing.

2 applications

- wide range of applications
- x-ray and gamma-ray
- scintillation
- photon counting

3 features

- high quantum efficiency
- good SER
- high pulsed linearity
- low rate effect
- compact length

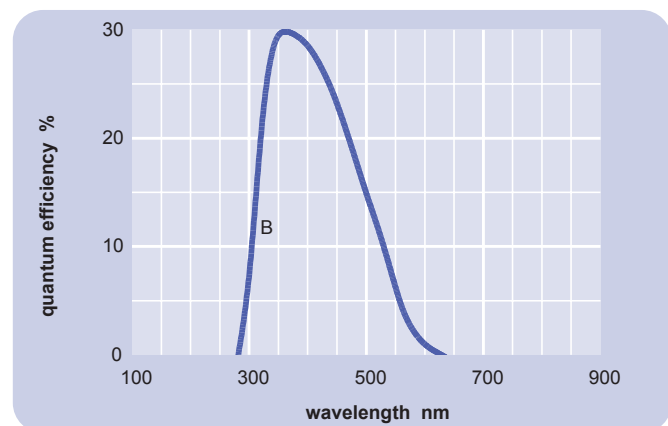
4 window characteristics

9216KB borosilicate	
spectral range**(nm)	290 - 630
refractive index (n_d)	1.49
K (ppm)	300
Th (ppb)	250
U (ppb)	100

* note that the sidewall of the envelope contains graded seals of high K content

** wavelength range over which quantum efficiency exceeds 1 % of peak

5 typical spectral response curves

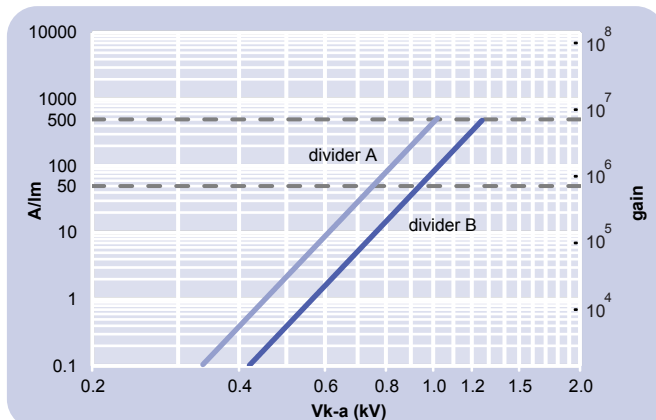


6 characteristics

	unit	min	typ	max
photocathode: bialkali				
active diameter	mm		48	
quantum efficiency at peak	%		30	
luminous sensitivity	$\mu\text{A/lm}$		70	
with CB filter		8	11.5	
with CR filter			1	
dynodes: 10LFSbCs				
anode sensitivity in divider A:				
nominal anode sensitivity	A/lm		50	
max. rated anode sensitivity	A/lm		500	
overall V for nominal A/lm	V		750	1200
overall V for max. rated A/lm	V		1050	
gain at nominal A/lm	$\times 10^6$		1	
dark current at 20 °C:				
dc at nominal A/lm	nA		0.3	5
dc at max. rated A/lm	nA		5	
dark count rate	s^{-1}		300	
pulsed linearity (-5% deviation)				
divider A	mA		25	
divider B	mA		100	
	μA		20	
rate effect (I_a for $\Delta g/g=1\%$):				
magnetic field sensitivity:				
the field for which the output decreases by 50%				
most sensitive direction	$T \times 10^{-4}$		1.3	
temperature coefficient	$\% \text{ } ^\circ\text{C}^{-1}$		± 0.5	
timing:				
multi electron rise time	ns		5	
multi electron fwhm	ns		12	
single electron rise time	ns		3	
single electron fwhm	ns		5	
transit time	ns		40	
weight:				
hard pin	g		90	
capped	g		120	
maximum ratings:				
anode current	μA			100
cathode current	nA			100
gain	$\times 10^6$			7
sensitivity	A/lm			500
temperature	$^\circ\text{C}$	-30		60
V (k-a) ⁽¹⁾	V			1800
V (k-d1)	V			300
V (d-d) ⁽²⁾	V			300
ambient pressure (absolute)	kPa			202

⁽¹⁾ subject to not exceeding max. rated sensitivity ⁽²⁾ subject to not exceeding max rated V(k-a)

7 typical voltage gain characteristics



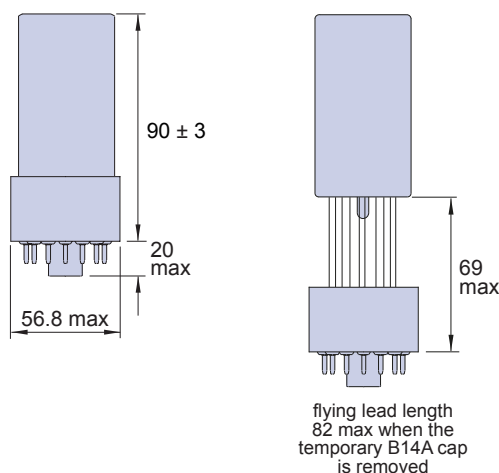
8 voltage divider distribution

	k	d ₁	d ₂	d ₇	d ₈	d ₉	d ₁₀	a	
A	2R	R		R	R	R	R	R	Standard
B	2R	R		R	1.25R	1.5R	2R	3R	High Pulsed linearity

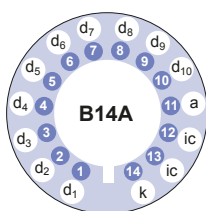
Characteristics contained in this data sheet refer to divider A unless stated otherwise.

9 external dimensions mm

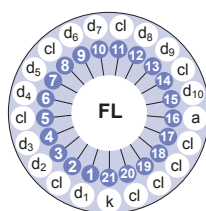
The drawings below show the 9216KB with the B14A cap fitted and the 9216FLB in flying lead format with the temporary B14A cap fitted. The cap is attached as agreed with the customer.



10 base configuration (viewed from below)



B14A cap
(for 9216KB)



flying lead base
(for 9216FLB)
after removal of
temporary cap
'cl' indicates cut lead

Our range of B14A sockets is available to suit the temporary B14A cap when the flying lead base variant is selected. The socket range include versions with or without a mounting flange, and with contacts for mounting directly onto printed circuit boards.

11 ordering information

The 9216KB meets the specification given in this data sheet. You may order **variants** by adding a suffix to the type number. You may also order **options** by adding a suffix to the type number. You may order product with **specification options** by discussing your requirements with us. If your selection option is for a one-off order, then the product will be referred to as 9216KA. For a repeat order, ET Enterprises Limited will give the product a two digit suffix after the letter B, for example B21. This identifies your specific requirement.

9216

base options

K capped

KFL flying lead base with temporary B14A cap

options

B95 electrostatic shielding
see drawing below

S electromagnetic shielding
see drawing below

M supplied with spectral response calibration

specification options

B as given in data sheet

A single order to selected specification

Bnn repeat order to selected specification

52.3 max with electrostatic shielding

52.6 max with electromagnetic shielding

*mumetal is a registered trademark of Magnetic Shield Corporation

12 voltage dividers

The standard voltage dividers available for all variants of these pmts are tabulated below:

9216 KB	FLB	k	d ₁	d ₂	...	d ₆	d ₇	d ₈	d ₉	d ₁₀	a
C636A	C655A	2R	R	...		R	R	R	R	R	
C636U	C655U	2R	R	...		R	1.25R	1.5R	2R	3R	
C636C	C655C	150 V	R	...		R	R	R	R	R	
C636V	C655V	150 V	R	...		R	1.25R	1.5R	2R	3R	

R = 330 kΩ

ET Enterprises Limited
45 Riverside Way
Uxbridge UB8 2YF
United Kingdom
tel: +44 (0) 1895 200880
fax: +44 (0) 1895 270873
e-mail: sales@et-enterprises.com
web site: www.et-enterprises.com

ADIT Electron Tubes
300 Crane Street
Sweetwater TX 79556 USA
tel: (325) 235 1418
toll free: (800) 399 4557
fax: (325) 235 2872
e-mail: sales@electron tubes.com
web site: www.electrontubes.com

choose accessories for this pmt on our website

an ISO 9001 and ISO 14001 registered company

The company reserves the right to modify these designs and specifications without notice. Developmental devices are intended for evaluation and no obligation is assumed for future manufacture. While every effort is made to ensure accuracy of published information the company cannot be held responsible for errors or consequences arising therefrom.

ET Enterprises
electron tubes

© ET Enterprises Ltd, 2024
DS_ 9216KB Issue 1 (30/01/24)