

29 mm (1.13") photomultiplier

9106B series data sheet

1 description

The 9106B is a 29 mm (1.13") diameter end window photomultiplier with enhanced green sensitive bialkali photocathode and 7 high gain, high stability, SbCs dynodes of linear focused design. The 9106QB is a version with a quartz window for extended UV sensitivity.

2 applications

- scintillation spectroscopy
- colour film scanning
- high light level applications

3 features

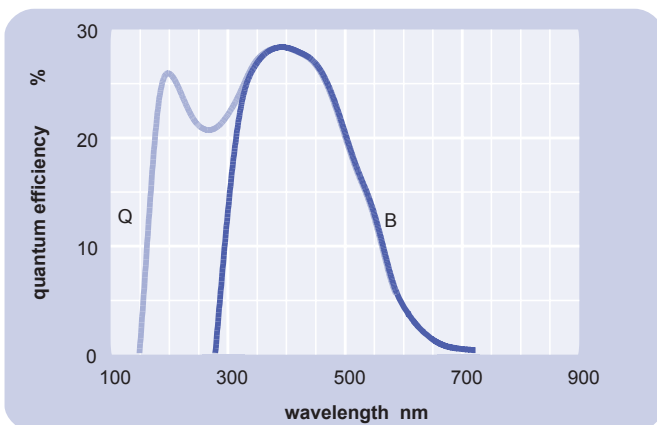
- compact
- good pulse height resolution
- low operating voltage

4 window characteristics

	9106B borosilicate	9106QB* fused silica
spectral range**(nm)	280 - 680	160 - 680
refractive index (n_d)	1.49	1.46
K (ppm)	300	<10
Th (ppb)	250	<10
U (ppb)	100	<10

* note that the sidewall of the envelope contains graded seals of high K content
** wavelength over which quantum efficiency exceeds 1 % of peak

5 typical spectral response curves

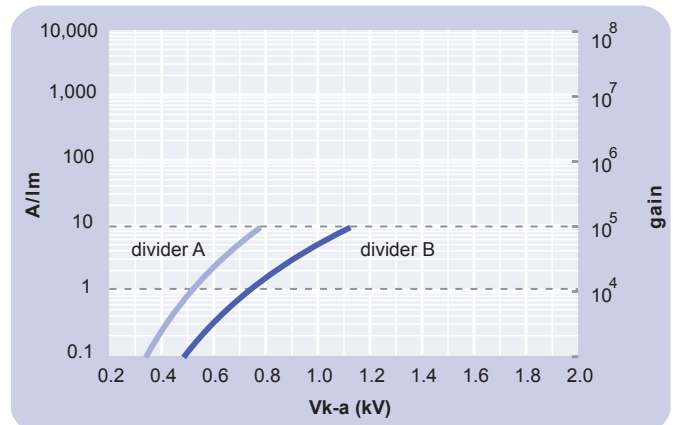


6 characteristics

	unit	min	typ	max
photocathode: bialkali				
active diameter	mm		25	
quantum efficiency at peak	%		28	
luminous sensitivity	$\mu\text{A}/\text{lm}$		110	
with CB filter		8	12	
with CR filter			10	
dynodes: 7LFSbCs				
anode sensitivity in divider A:				
nominal anode sensitivity	A/lm		1	
max. rated anode sensitivity	A/lm		10	
overall V for nominal A/lm	V		500	650
overall V for max. rated A/lm	V		750	
gain at nominal A/lm	$\times 10^6$		0.01	
dark current at 20 °C:				
dc at nominal A/lm	nA		0.02	0.8
dc at max. rated A/lm	nA		0.2	
pulsed linearity (-5% deviation):				
divider A	mA		25	
divider B	mA		100	
rate effect (I_a for $\Delta g/g=1\%$):	μA		20	
magnetic field sensitivity:				
the field for which the output decreases by 50 %				
most sensitive direction	$\text{T} \times 10^{-4}$		2	
temperature coefficient:	$\% \text{ } ^\circ\text{C}^{-1}$		± 0.5	
timing:				
multi electron rise time	ns		4.5	
multi electron (fwhm)	ns		7.5	
transit time	ns		26	
weight:	g		40	
maximum ratings:				
anode current	μA			100
cathode current	nA			100
gain	$\times 10^6$			0.1
sensitivity	A/lm			10
temperature	$^\circ\text{C}$	-30		60
V (k-a) ⁽¹⁾	V			1200
V (k-d1)	V			300
V (d-d) ⁽²⁾	V			300
ambient pressure (absolute)	kPa			202

⁽¹⁾ subject to not exceeding max. rated sensitivity ⁽²⁾ subject to not exceeding max rated V(k-a)

7 typical voltage gain characteristics

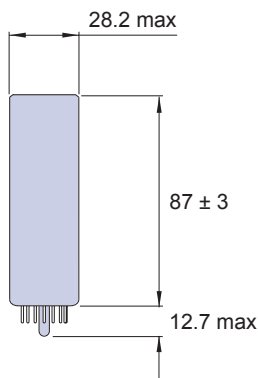


8 voltage divider distribution

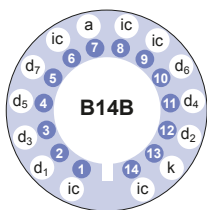
	k	d ₁	d ₂	d ₃	d ₄	d ₅	d ₆	d ₇	a	
A	2R	R	R	R	R	R	R	R	R	Standard
B	2R	R	R	R	2R	3R	4R	3R		High Pulsed Linearity

Characteristics contained in this data sheet refer to divider A unless stated otherwise.

9 external dimensions mm



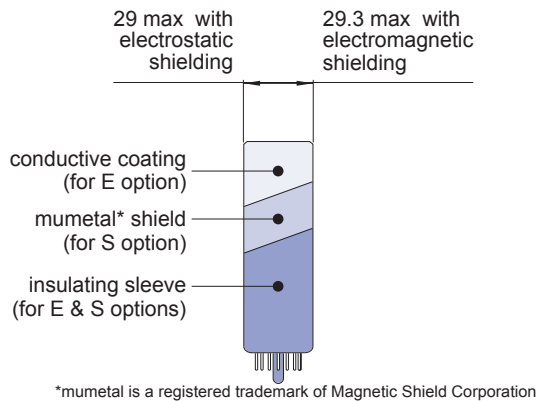
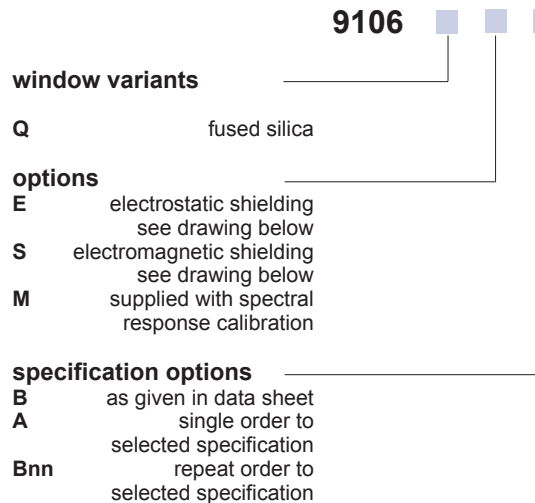
10 base configuration (viewed from below)



Our range of B14B sockets, available for this series, includes versions with or without a mounting flange, and versions with contacts for mounting directly onto printed circuit boards.

11 ordering information

The 9106B meets the specification given in this data sheet. You may order **variants** by adding a suffix to the type number. You may also order **options** by adding a suffix to the type number. You may order product with **specification options** by discussing your requirements with us. If your selection option is for one-off order, then the product will be referred to as 9106A. For a repeat order, ET Enterprises will give the product a two digit suffix after the letter B, for example B21. This identifies your specific requirement.



12 voltage dividers

The standard voltage dividers available for this pmt are tabulated below:

	k	d ₁	d ₂	d ₃	d ₄	d ₅	d ₆	d ₇	a
C616A	1.5R	R	R	R	R	R	R	
C616B	2R	R	R	1.5R	2R	4R	2R	

R = 330 kΩ

*mumetal is a registered trademark of Magnetic Shield Corporation

ET Enterprises Limited
45 Riverside Way
Uxbridge UB8 2YF
United Kingdom
tel: +44 (0) 1895 200880
fax: +44 (0) 1895 270873
e-mail: sales@et-enterprises.com
web site: www.et-enterprises.com

ADIT Electron Tubes
300 Crane Street
Sweetwater TX 79556 USA
tel: (325) 235 1418
toll free: (800) 399 4557
fax: (325) 235 2872
e-mail: sales@electron tubes.com
web site: www.electrontubes.com

choose accessories for this pmt on our website

an ISO 9001 registered company

The company reserves the right to modify these designs and specifications without notice. Developmental devices are intended for evaluation and no obligation is assumed for future manufacture. While every effort is made to ensure accuracy of published information the company cannot be held responsible for errors or consequences arising therefrom.

