

25mm (1") photomultiplier L25D19 series data sheet



1 description

The L25D19 is a 25 mm (1") diameter, end window photomultiplier with a blue-green sensitive bialkali photocathode and 8 linear focused type dynodes.

2 applications

- scintillation counting

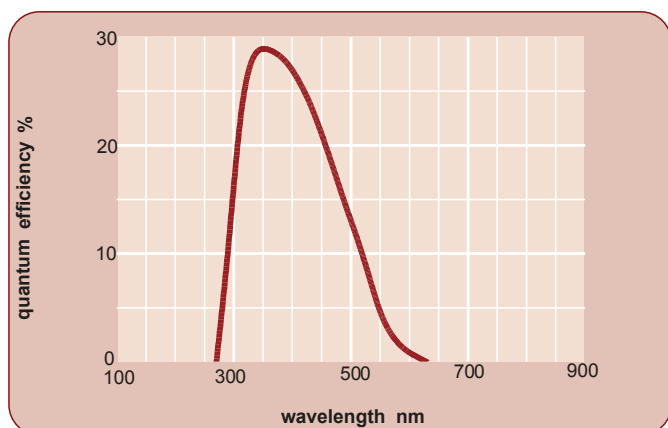
3 features

- fast time response
- good pulse height resolution

4 window characteristics

L25D19 hard glass	
spectral range*(nm)	290-630
refractive index (n)	1.49
K (ppm)	(tbd)
Th (ppb)	
U (ppb)	

5 typical spectral response curves

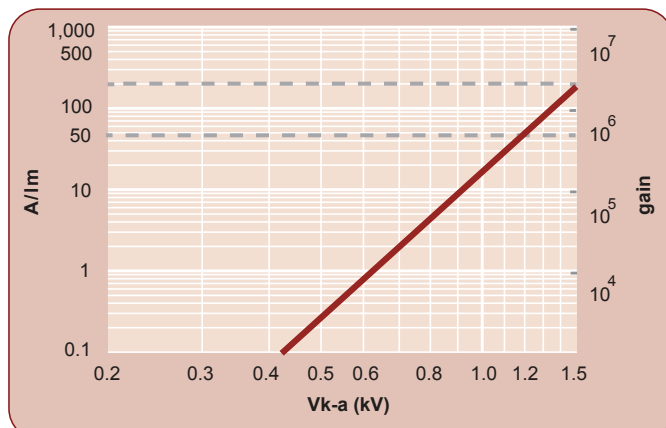


6 characteristics

	unit	min	typ	max
photocathode: bialkali				
active diameter	mm	22	-	
quantum efficiency at peak	%		28	
luminous sensitivity	$\mu\text{A/lm}$		80	
with CB filter		9	11.5	
with CR filter			2	
dynodes: 8 LF				
anode sensitivity:				
nominal anode sensitivity	A/lm		50	
max. rated anode sensitivity	A/lm		200	
overall V for nominal A/lm	V		1200	
overall V for max. rated A/lm	V		1500	
gain at nominal A/lm	$\times 10^6$		0.6	
dark current at 20°C:				
dc at nominal A/lm	nA		0.5	5
dc at max. rated A/lm	nA		2	
dark count rate	s^{-1}		-	
pulsed linearity(-5% deviation)	mA		10	
pulse height resolution:				
single electron peak to valley	ratio		3.0	
²² Na with 1" x 1" LSO air gap	%		11	
timing: at 1300 V				
multi electron rise time	ns		1.0	
single electron jitter (fwhm)	ps		290	
transit time	ns		12	
weight:	g		20	
maximum ratings:				
anode current	μA			100
cathode current	nA			20
gain	$\times 10^6$			2.5
anode sensitivity	A/lm			200
temperature	°C	-30		50
V (k-a) ⁽¹⁾	V			1500
V (k-d1)	V			450
V (d-d) ⁽²⁾	V			200

(1) subject to not exceeding max. rated sensitivity (2) subject to not exceeding max. rated V(k-a)

7 typical voltage gain characteristics



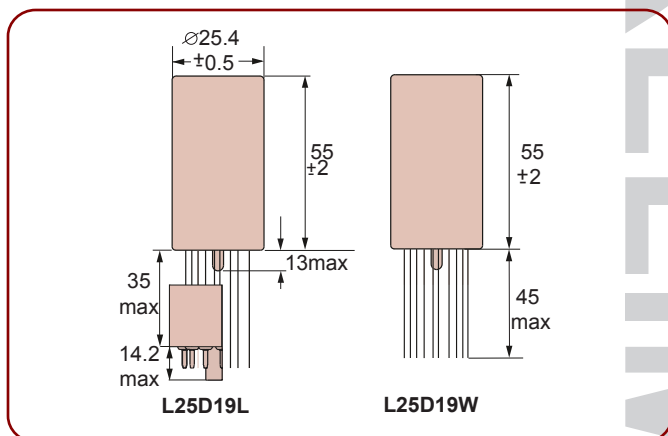
8 voltage divider distribution

k	d ₁	d ₂	d ₃	d ₄	d ₅	d ₆	d ₇	d ₈	a
4	1.5	1.5	1	1	1	1.5	1	1	

Standard

Characteristics contained in this data sheet refer to standard divider.

9 external dimensions mm



11 ordering information

Product with special test requirements, integral voltage divider network or with one or more of the shielding options below will be assigned a suffix with the letter A followed by a unique 3 digit number to designate the requirement.

base options

w flying lead
L temporary B12 cap

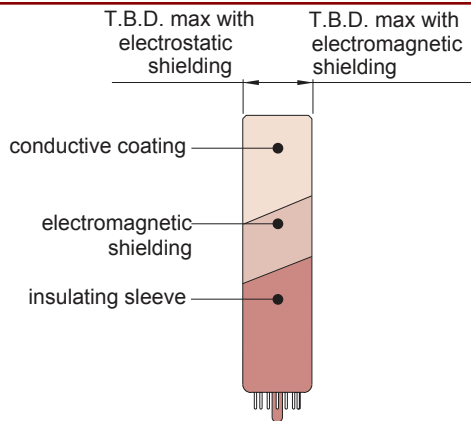
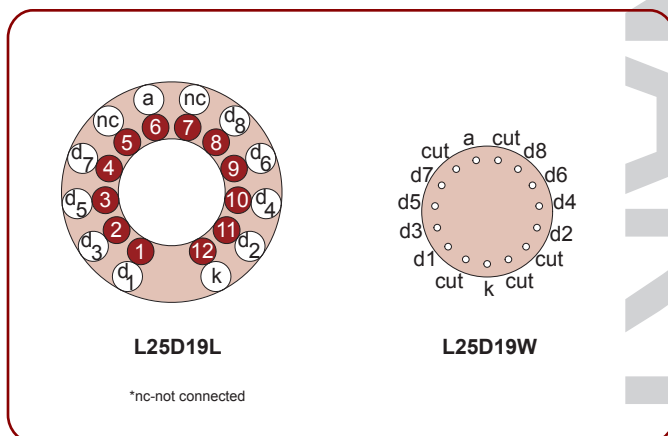
L25D19

specification options

A nnn special requirements
unique designator

L25D19

10 base configuration (viewed from below)



12 voltage dividers

The L25D19 can be supplied with a custom designed voltage divider installed.

ADIT Electron Tubes
300 Crane Street
Sweetwater, Texas 79556 U.S.A.
tel: (325) 235-1418
toll free: (800) 399-4557
fax: (325) 235-2872
email: sales@electron tubes.com
website: www.electrontubes.com

ET Enterprises Limited
45 Riverside Way
Uxbridge UB8 2YF
United Kingdom
tel: +44(0)1895 2000880
fax: +44(0)1895 270273
email: sales@et-enterprises.com
website: www.et-enterprises.com

choose accessories for this pmt on our website

ISO 9001:2008 Registered
BSI Certificate 537654

The company reserves the right to modify these designs and specifications without notice. Developmental devices are intended for evaluation and no obligation is assumed for future manufacture. While every effort is made to ensure accuracy of published information the company cannot be held responsible for errors or consequences arising therefrom.



© ADIT Electron Tubes 2013
DS_L25D19 Issue 1 (08.08.14)